





-
- 21 3000
 -
 -
 -
 -



				
1	21	3000	1
				
2			7
3			8
4			9
5			10
6				
			10
				
7			11
8			13
9			14
10			15
11			16
12			17
13			18
14	"	"	18
				
15		"	"	19
16			20



21

3000

1. ABS
2014 11
2015

		6300	1300	5200	8400
2200	8600				
3.					
2015	7			5.5	
		30.9%			
		24			
4.					
					2013 10
30	13.9			16.1	
				55%	
	45%				
5.					

2014

5800

3400

1

9%

2015

9

9

1

1

6. 955%

6.

2015

5

3

3

12

3

7.

2015

4

12

2015

15

8.

2016 1

69

" "

9.

"

"

A B

2

A

B

A

B

AB

A

B

2013

2014

2015

11

7

10.

2015 1

88%

50 /

5

80%

2016 3

23

/

40%



5 9

1000
10 500 2500T 500

4 28

"

"

T3 11

"

"

I PO

"

"

5 7

2017

"

"

2018

"

"

2017

5 8

"

"

"

"



394

5

4

14.74

"

"

" "

" "

4

134.6

5

" + + "

"

"

"

"

60%

100%

60%

100%

"

"

800

11. 97

6378



"

"

"

"

"

"

"

"

"

"

"

"

"

"

"

"

"

"

5 11

"

"

20

"

"